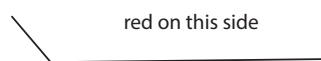
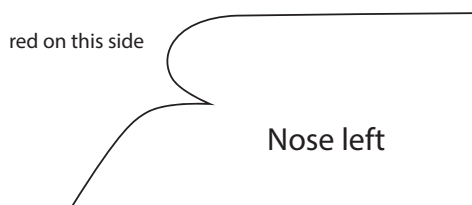
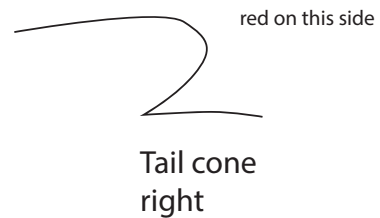
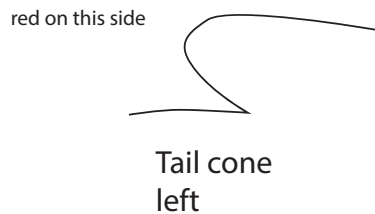


# 1966 Bardahl Eagle masking template, 1/25 scale

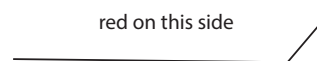
Print this page out and use the markings below to cut your masking medium to insure a proper fit with the decals.



These marks are 1 inch apart. When you print this template measure these marks to make sure they are 1 inch apart - otherwise this template will not fit the decals. If they are not 1 inch apart, adjust the scaling on your printer until they are 1 inch apart.



Cockpit left



Cockpit right